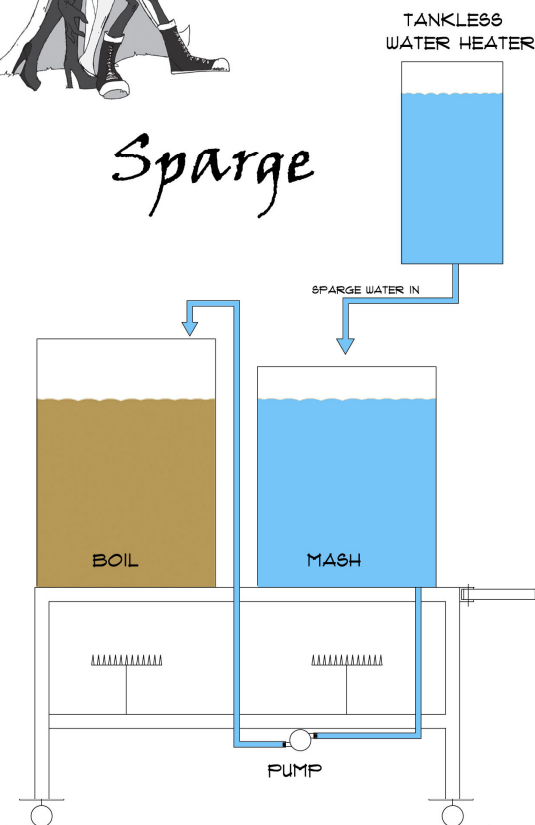




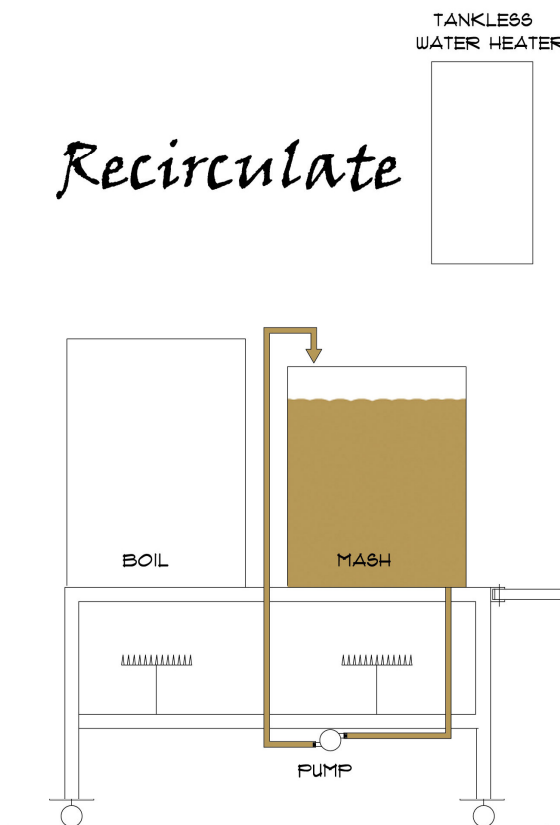
Psycho Brew LLC 2 Burner

Sparge



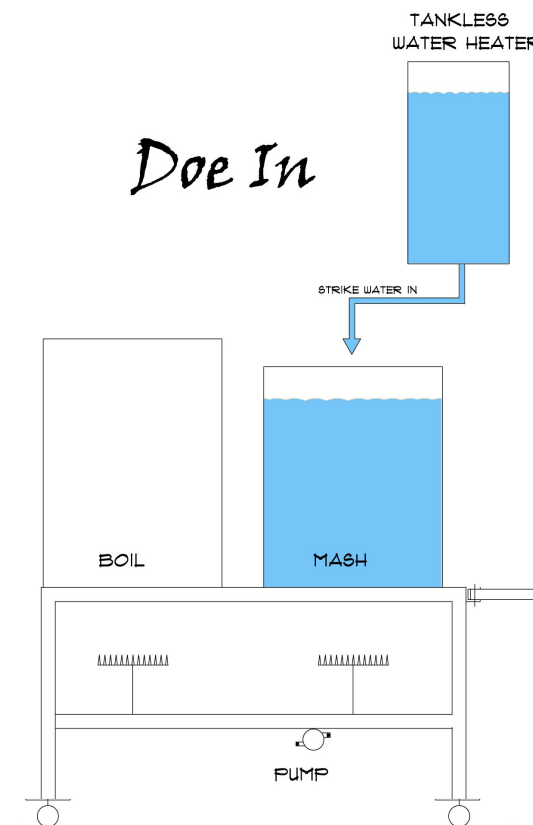
To sparge turn pumps off and move the recirculating hose from the mash kettle to the boil kettle and then turn the pumps back on. Then turn the water on from the hot water heater to sparge. Set to the desired temperature. Adjust flow rate on the pumps and hot water to the desired flow until sparging is complete.

Recirculate



To recirculate let the grains set for about 10 minutes after doing in. Then turn the pump on and open the valve until wort is just starting to flow. Vorlauf at this phase for about 5 minutes and then start opening up the valve a little at a time until the desired recirculating rate is achieved. At this point it's safe to move the heat button to the on position. Let the PID controls maintain the setpoint temperature that you previously set. Check the grain bed now and again to make sure it's not compacting to much and getting stuck.

Do In



Do in with strike water coming from the tankless water heater.